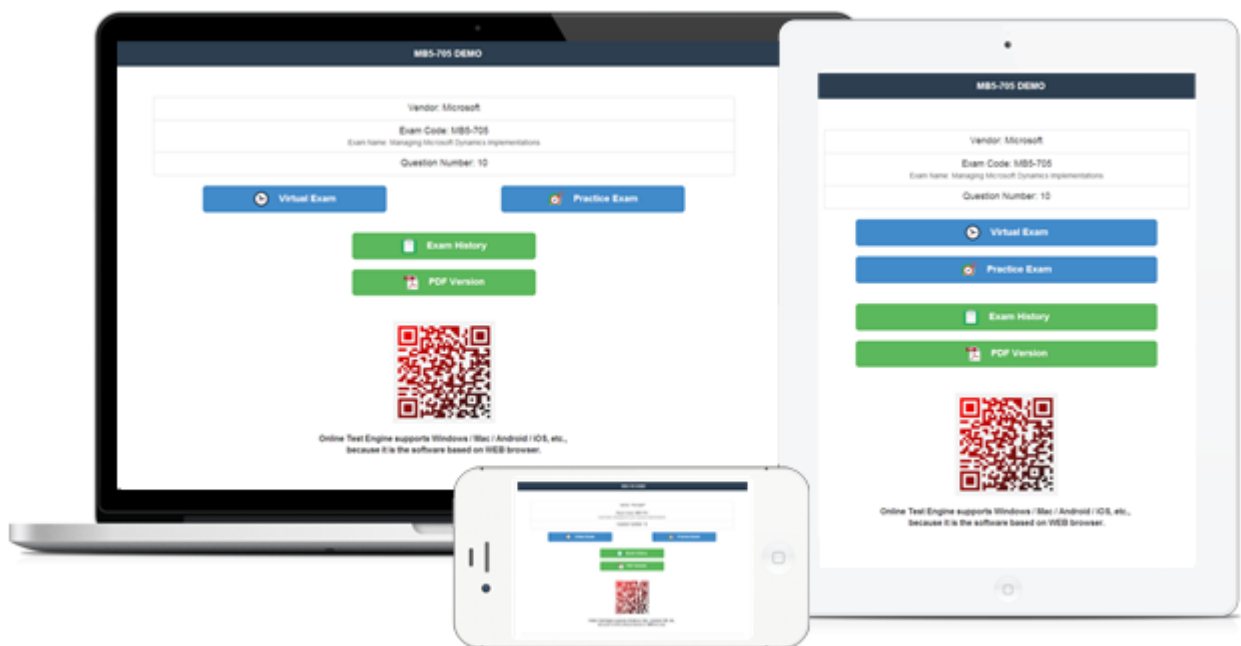


Real4Dumps

Real4dumps



<http://www.real4dumps.com>

Real4dumps - Real Exam Dumps for IT Certification Exams

Exam : **70-342**

Title : Advanced Solutions of
Microsoft Exchange Server
2013

Vendor : Microsoft

Version : DEMO

NO.1 DRAG DROP

You have a server that has Exchange Server 2013 installed.

You plan to configure Unified Messaging (UM) to connect to an IP-PBX.

A telecommunications administrator configures the following numbers on the IP-PBX:

* First extension number: 12100

* Last extension number: 12499

* Help extension number: 12500

* Incoming pilot number: 12000

You need to configure UM to support the following requirements:

* Users must be able to use Outlook Voice Access.

* Users must be able to receive voice mail when callers connect to the users' extension.

* Callers must be able to dial into an automated help system hosted by your company, which uses standard menus and speech-enabled menus.

Which numbers should you use for the UM configurations?

To answer, drag the appropriate number to the correct UM object in the answer area. Each number may be used once, more than once, or not at all. Additionally, you may need to drag the split bar between panes or scroll to view content.

Numbers	Answer Area
12000	UM dial plan: <input type="text" value="Number"/>
12100	UM auto attendant: <input type="text" value="Number"/>
12499	UM hunt group: <input type="text" value="Number"/>
12500	

Answer:

Numbers	Answer Area
12000	UM dial plan: <input type="text" value="12000"/>
12100	UM auto attendant: <input type="text" value="12500"/>
12499	UM hunt group: <input type="text" value="12000"/>
12500	

NO.2 You are evaluating the implementation of the organization relationship.

You need to recommend which tasks must be performed to ensure that the Contoso users can view the Out of Office message of the Tailspin Toys users before the Contoso users send a message to the Tailspin Toys users.

What should you recommend doing before implementing the organization relationship?

A. Create a Policy Tip.

B. Upgrade all of the client computers to Outlook 2010.

C. Create a MailTip.

D. Publish the Autodiscover service of Tailspin Toys.

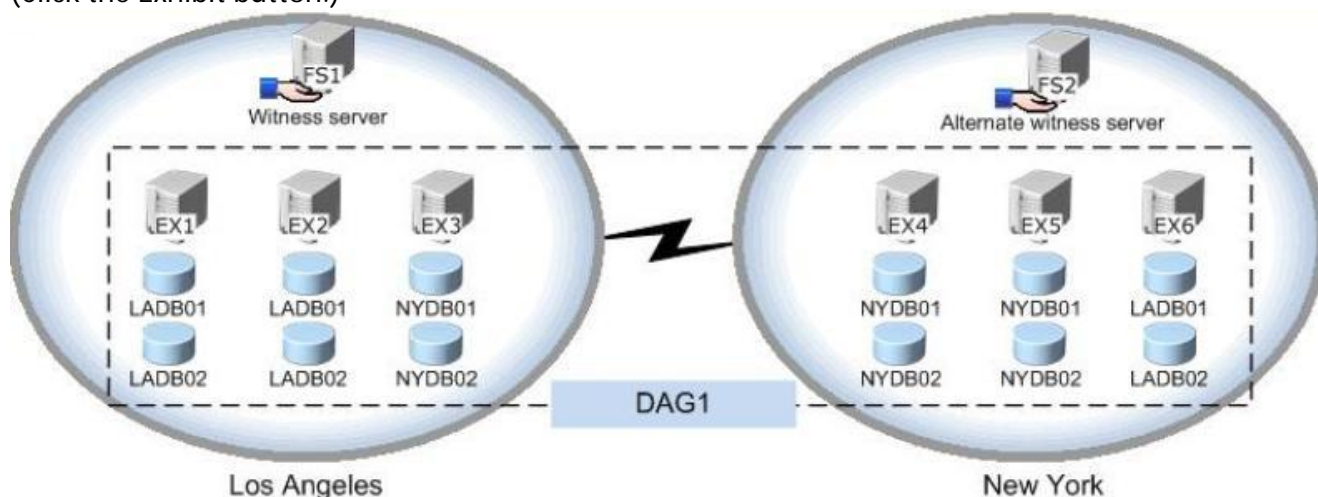
E. Create a remote domain.

Answer: B

Explanation: * Scenario: Implement an organization relationship between Contoso and Tailspin Toys.

NO.3 You have an Exchange Server 2013 organization that contains one office in Los Angeles and one office in New York.

All servers have the Mailbox server role and the Client Access server role installed and are members of a data availability group (DAG) named DAG1. The servers and databases are shown in the exhibit. (Click the Exhibit button.)



You need to ensure that if the active copy of NYDB01 fails, a server in the same site will attempt to activate a copy of the database before a server in another site does. The solution must not influence the activation of other database copies.

Which command should you run?

- A. `suspend-mailboxdatabasecopy -identity nydb01\ex3 -activationonly`
- B. `set-mailboxserver -identity ex3 -autodatabasemountdial bestavailability`
- C. `suspend-mailboxdatabasecopy -identity nydb01\ex4 -activationonly`
- D. `set-mailboxserver -identity ex4 -autodatabasemountdial bestavailability.`

Answer: C

NO.4 You have an Exchange Server 2013 organization.

The human resources (HR) department has a custom form used to enter the personal information of employees. The form uses the Microsoft Word format.

You need to prevent users in the HR department from sending any completed forms to users outside of the organization.

Which two of the following should you create? Each correct answer presents part of the solution.

- A. A transport rule
- B. A DLP policy template
- C. A Send connector of the Partner type
- D. A document fingerprint
- E. A Policy Tip

Answer: A,D

Explanation:

First create a document fingerprint then create a Transport Rule to take action on the fingerprinted document.

Note: Information workers in your organization handle many kinds of sensitive information during a typical day. Document Fingerprinting makes it easier for you to protect this information by identifying standard forms that are used throughout your organization.

Document Fingerprinting is a Data Loss Prevention (DLP) feature that converts a standard form into a sensitive information type, which you can use to define transport rules and DLP policies.

Reference: Protect Your IP Using Document Fingerprints

<http://blogs.technet.com/b/lystavlenn/archive/2014/03/04/protect-your-ip-using-document-fingerprints.aspx>

NO.5 You have an Exchange Server organization that contains four servers. The servers are configured as shown in the following table.

Server name	Role	Exchange Server version
EX1	Mailbox server	Exchange Server 2013
EX2	Mailbox server	Exchange Server 2013
EX3	Client Access server	Exchange Server 2013
EX4	Client Access server	Exchange Server 2013

You are deploying Unified Messaging (UM).

You create a dial plan named UMPlan1 and a UM mailbox policy named UMPlan Mailbox Policy.

You need to ensure that all voice mail sent to the existing extension of a user is delivered to the user's mailbox.

Which three actions should you perform? (Each correct answer presents part of the solution. Choose three.)

- A. Create a UM hunt group
- B. Create a UM IP gateway.
- C. Configure the IP-PBX to route calls to EX3 and EX4
- D. Configure the IP-PBX to route calls to EX1 and EX2.
- E. Assign EX1 and EX2 to UMPlan1.
- F. Assign EX3 and EX4 to UMPlan1.

Answer: A,B,C

Explanation:

* When you're setting up Unified Messaging (UM), you must configure the IP PBXs on your network to communicate with the Client Access servers running the Microsoft Exchange Unified Messaging Call Router service and the Mailbox servers running the Microsoft Exchange Unified Messaging service in your Exchange organization. You must also configure the Client Access and Mailbox servers to communicate with the IP PBXs.

C: A Unified Messaging (UM) IP gateway represents a physical Voice over IP (VoIP) gateway, IP Private Branch eXchange (PBX), or session border controller (SBC) hardware device.

* Here are the basic steps for connecting VoIP gateways, IP PBXs, SIP-enabled PBXs, or SBCs to Client Access and Mailbox servers:

Step 1: Install the Client Access and Mailbox servers in your organization.

Step 2: Create and configure a Telephone Extension, SIP URI, or E.164 UM dial plan.

Step 3: Create and configure a UM IP gateway. You must create and configure a UM IP gateway for

each VoIP gateway, IP PBX, SIP-enabled PBX, or SBC that will be accepting incoming calls and sending outgoing calls.

Step 4: Create a new UM hunt group if needed. If you create a UM IP gateway and don't specify a UM dial plan, a UM hunt group will be automatically created.

Incorrect:

B, D:

The question states, "You need to ensure that all voice mail sent to the existing extension of a user is delivered to the user's mailbox". The dial plan is therefore a Telephone Extension dial plan. Client Access and Mailbox servers cannot be associated with Telephone Extension or E.164 dial plans.

NO.6 Which of the following Exchange mailboxes needs to be added to the RMS Super Users group?

- A. SystemMailbox{1f05a927-ee95-41ba-b053-4623ffd69772}
- B. SystemMailbox{e0dc1c29-89c3-4034-b678-e6c29d823ed9}
- C. FederatedEmail.4c1f4d8b-8179-4148-93bf-00a95fa1e042

Answer: C

Explanation:

For the following Microsoft Exchange Server 2013 Information Rights Management (IRM) features to be enabled, you must add the Federation mailbox (a system mailbox created by Exchange 2013 Setup) to the super users group on your organization's Active Directory Rights Management Services (AD RMS) cluster.

This example adds the Federation mailbox to the ADRMSSuperUsers distribution group.

```
Add-DistributionGroupMember ADRMSSuperUsers -Member FederatedEmail.4c1f4d8b-8179-4148-93bf-00a95fa
```

References: [https://technet.microsoft.com/en-us/library/ee424431\(v=exchg.150\).aspx](https://technet.microsoft.com/en-us/library/ee424431(v=exchg.150).aspx)

NO.7 How would you ensure that the trusted members of your help desk that deal with the company executives are able to do eDiscovery searches on those mailboxes, and other help desk members are not?

- A. You cannot segregate these roles.
- B. You would deny membership of the Discovery Management role group to those members of the Executives group.
- C. You would place the executives on Office 365, and the remaining mailboxes on-premises because you cannot search across both environments.
- D. You would create a custom exclusive scope for discovery searches, and add the trusted employees to the role group that uses this exclusive scope.

Answer: D

NO.8 What will the Exchange Management Shell cmdlet Enable-Mailbox <name> -Remote- Archive -ArchiveDomain tenant.mail.onmicrosoft.com do?

- A. It will create an In-Place Archive on Office 365 for a mailbox in Office 365
- B. It will create an In-Place Archive on Office 365 for a mailbox on-premises
- C. It will create an In-Place Archive on-premises for a mailbox in Office 365
- D. It will create an In-Place Archive on-premises for a mailbox on-premises

Answer: B

NO.9 SIP secured communications appear to fail. You ask the networking team to check that the correct ports are open.

Which port is not required for SIP secured communications?

- A. 5060
- B. 5061
- C. 5063
- D. 5068

Answer: A

NO.10 HOTSPOT

You have an Exchange Server organization that contains the servers configured as shown in the following table.

Server name	Site	Outlook Web Access external URL
EX1	Los Angeles	Mail.west.contoso.com
EX2	Los Angeles	Mail.west.contoso.com
EX3	New York	Mail.contoso.com
EX4	New York	Mail.contoso.com

You need to configure the namespace to ensure that users can connect to Outlook Web Access from the Internet if a single site is unavailable.

What command should you run on EX1 and EX2? To answer, select the appropriate options in the answer area.

Answer Area

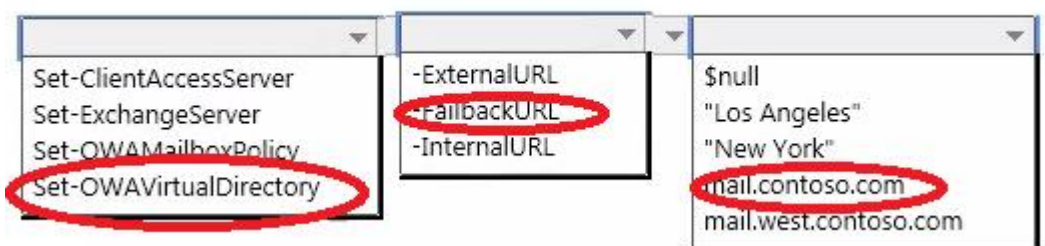
<ul style="list-style-type: none"> Set-ClientAccessServer Set-ExchangeServer Set-OWAMailboxPolicy Set-OWAVirtualDirectory 	<ul style="list-style-type: none"> -ExternalURL -FailbackURL -InternalURL 	<ul style="list-style-type: none"> \$null "Los Angeles" "New York" mail.contoso.com mail.west.contoso.com
---	--	--

Answer:

Answer Area

<ul style="list-style-type: none"> Set-ClientAccessServer Set-ExchangeServer Set-OWAMailboxPolicy Set-OWAVirtualDirectory 	<ul style="list-style-type: none"> -ExternalURL -FailbackURL -InternalURL 	<ul style="list-style-type: none"> \$null "Los Angeles" "New York" mail.contoso.com mail.west.contoso.com
---	--	--

Explanation:

Answer Area

Set-OWAVirtualDirectory -FallbackURL

NO.11 Your network contains an Exchange Server 2013 server.

All users access their mailboxes using only Microsoft Office Outlook 2013.

You create a policy that archives all email messages that are older than 365 days.

You need to ensure that all users can retain certain email messages for up to five years.

The solution must

allow users to specify which email messages are retained.

Which two object types should you create? (Each correct answer presents part of the solution.

Choose two).

A. A managed folder mailbox policy

B. A retention hold.

C. A retention policy.

D. Managed custom folders

E. Retention tags

Answer: C,E

NO.12 You have a hybrid deployment of Exchange Server 2013.

All of the users in the Seattle office have mailboxes that are hosted on-premises. All of the users in the Paris office have mailboxes that are hosted in Microsoft Office 365. Azure Rights Management (Azure RMS) is implemented for the Paris office users.

Five of the Seattle office users occasionally receive protected messages from the Paris user. The Seattle office users report that they cannot view the protected content.

You need to recommend a solution to provide the five Seattle office users with the ability to read the protected messages. The solution must minimize costs.

What is the best recommendation to achieve the goal? More than one answer choice may achieve the goal. Select the BEST answer.

A. RMS for Individuals

B. Azure RMS

C. Active Directory Rights Management Services (AD RMS)

D. Information Rights Management (IRM)

Answer: A

Explanation:

RMS for individuals is a free self-service subscription for users in an organization who have been sent sensitive files that have been protected by Azure Rights Management (Azure RMS), but their IT department has not implemented Azure Rights Management (Azure RMS), or Active Directory Rights Management Services (AD RMS).

Reference: RMS for Individuals and Azure Rights Management
<https://technet.microsoft.com/en-us/library/dn592127.aspx>

NO.13 You have an Exchange Server 2013 server named Server1. Server1 has a single mailbox database named DB1 that contains 300 mailboxes. You need to ensure that a warning message is issued when a mailbox exceeds 2 GB. The solution must use the minimum amount of administrative effort. What should you do?

- A. From the properties of DB1, configure options on the Limits tab.
- B. From the properties of each mailbox, modify the storage quotas.
- C. From the properties of Server1, configure options on the Messaging Records Management tab.
- D. From Managed Default Folders, modify the properties of the Entire Mailbox managed folder.

Answer: A

NO.14 The Internet link in the Tampa office will be unavailable during the weekend. You need to ensure that all outbound email messages are sent from the Charlotte office during the planned outage. What should you do?

- A. Modify the cost of the Tampa SMTP Send connector.
- B. Create a new mail exchanger (MX) record named SMTP2.fabrikam.com in the internal DNS zone.
- C. Modify the smart host of the Tampa SMTP Send connector.
- D. Modify the preference value of the fabrikam.com mail exchanger (MX) records.

Answer: C

Explanation:

Sometimes you need to route all your outbound emails through a SMTP smart host and not route them directly to the internet.

From scenario:

- * A Send connector named Tampa SMTP that uses SMTP1 as a smart host. The cost of the Tampa SMTP connector is 10.
- * Mailbox servers in the Tampa office that provide outbound SMTP services to the Internet.
- * An SMTP relay device named SMTP1 in the Tampa office.

NO.15 You have a database availability group (DAG). The DAG is configured as shown in the following table.

Servname	Sitename	Role
EX1	Site1	Mailbox server Client Access server
EX2	Site1	Mailbox server Client Access server
EX3	Site1	Mailbox server Client Access server
EX4	Site2	Mailbox server Client Access server
EX5	Site2	Mailbox server Client Access server

You need to prevent a split-brain condition if a restore operation of the DAG occurs. What should you do?

- A. Deploy an alternate witness server to each site.
- B. Modify the Datacenter Activation Coordination (DAC) mode.
- C. Set the quorum model of the cluster to Node and Disk Majority.
- D. Deploy another Mailbox server to Site2.

Answer: B

Explanation:

Datacenter Activation Coordination (DAC) mode is a property setting for a database availability group (DAG). DAC mode is disabled by default and should be enabled for all DAGs with two or more members that use continuous replication.

If a catastrophic failure occurs that affects the DAG (for example, a complete failure of one of the datacenters), DAC mode is used to control the startup database mount behavior of a DAG. When DAC mode isn't enabled and a failure occurs that affects multiple servers in the DAG, and then when a majority of the DAG members are restored after the failure, the DAG will restart and attempt to mount databases. In a multi-datacenter configuration, this behavior could cause split brain syndrome, a condition that occurs when all networks fail, and DAG members can't receive heartbeat signals from each other. Split brain syndrome can also occur when network connectivity is severed between datacenters. Split brain syndrome is prevented by always requiring a majority of the DAG members (and in the case of DAGs with an even number of members, the DAG's witness server) to be available and interacting for the DAG to be operational. When a majority of the members are communicating, the DAG is said to have quorum.

NO.16 You have an Exchange Server 2010 organization named adatum.com.

All public folders are stored on a server named EX5.

You deploy a new server named EX6. EX6 has Exchange Server 2013 installed.

You move all mailboxes to EX6.

You need to move the public folders to EX6. The solution must ensure that users can access the public folders after EX5 is decommissioned.

Which two actions should you perform? (Each correct answer presents part of the solution. Choose two.)

- A. On EX6, create a public folder mailbox.
- B. On EX6, run the New-PublicFolderMigrationRequest cmdlet.
- C. On EX5, modify the replication partners for all of the public folders.
- D. On EX6, run the New-SiteMailboxProvisioningPolicy cmdlet.
- E. On EX5, assign the FolderOwner permission to the Public Folder Management management role group for all of the public folders.
- F. On EX6, run the MoveAllReplicas.ps1 script.

Answer: A,B

Explanation:

B: Use the New-PublicFolderMigrationRequest cmdlet to begin the process of migrating public folders from Microsoft Exchange Server 2007 or Exchange Server 2010 to Exchange Server 2013.

Note: See step 4 and 5 below.

Step 1: Download the migration scripts

Step 2: Prepare for the migration

Step 3: Generate the .csv files

Step 4: Create the public folder mailboxes on the Exchange 2013 server

Step 5: Start the migration request

Example:

```
New-PublicFolderMigrationRequest -SourceDatabase (Get-PublicFolderDatabase -Server  
< Source server name>) -CSVData (Get-Content <Folder to mailbox map path> -Encoding Byte) -  
BadItemLimit $BadItemLimitCount
```

Step 6: Lock down the public folders on the legacy Exchange server for final migration (downtime required)
Step 7: Finalize the public folder migration (downtime required)
Step 8: Test and unlock the public folder migration